



Update of Apps to come

DIGITAL EQUITY AND LEARNING

BYOD (Bring your own device)

PARENT GUIDE 2026



Device Model at Sherwood State School

Digital Learning and iPads at Sherwood

Following consultation with our school community, Apple iPads are the preferred device for students in Years 3 and 4. This decision aligns with the Department of Education Queensland's Equity and Excellence strategy, which focuses on ensuring every student can access quality learning opportunities and achieve their best.

Digital learning opens doors for our students to explore, create, and collaborate in ways that extend beyond the traditional classroom. iPads offer safe, flexible, and engaging tools that encourage students to take ownership of their learning, develop confidence with digital technologies, and build important skills for the future.

In our classrooms, iPads are used alongside workbooks, pencils, and other learning materials. They help personalise learning, enhance engagement, and support digital literacy across all curriculum areas, providing opportunities for students practise digital skills in familiar and purposeful ways. iPads are also used for online NAPLAN testing in Year Three.

Expanding Digital Learning in Years 5 and 6 - Laptops

In 2026, laptops will be introduced in Year 5 as part of a planned transition to broaden digital learning opportunities. This exciting initiative has been made possible through the generous support of our P&C, allowing us to expand the use of laptops as the preferred device for this year level.

The continued use of BYOD iPads will support this transition, ensuring inclusion and ongoing access for all students. Together, these devices extend the range of tools available at Sherwood, helping students meet the digital requirements of the Australian Curriculum while fostering confidence, creativity, and independence.

By Year 6, students will continue to build their digital capability using laptops across all learning areas. This approach aligns closely with our local high schools, preparing students for the use of a wider range of technologies and software – including Microsoft Office – as they prepare to move into secondary education.

BYOD at Sherwood State School

Prep to Year 2

- No BYOD program.
- Shared school-owned iPads, organised in pods, will be used for classroom learning.

Years 3-4

- BYOD iPad program will commence.
- Parents will be encouraged to purchase an iPad for their child (1:1 preferred option as identified in survey).
- Shared iPads (1:2 ratio) will remain available for students who do not bring a personal device.

Year 5

- Introduction of a 1:1 school-provided laptop model for use when required.
- Shared laptop trolley (28 devices per two classrooms) to support collaboration and flexibility.
- Continued use of BYOD iPads to support transition, inclusion, and existing student access.

Year 6

- Continuation of the 1:1 laptop model.
- Shared laptop trolley remains available (28 devices per two classrooms).

Why This Model?

- Community preference: BYOD starting in Year 3 or 4 was most supported.
- Device choice: Laptops are preferred from Year 5 onward (67% of families).
- Affordability: iPads are half the cost of laptops.
- Equity & access: School-provided laptops ensure all students can participate.
- Sustainability: The model considers long-term device replacement and school resource planning.
- Student needs: Devices will continue to support learning adjustments and inclusive access to the curriculum.

Families who prefer that personal devices (iPads) remain at school outside school hours, a Device Agreement will be required to ensure safe storage and usage expectations are met. Please contact the office or Principal to gain consent.

We are also mindful of concerns around screen time and online safety. Please be assured that staff are committed to ensuring devices are used only for teaching and learning, and only when they are the best option to enhance or transform the learning experience. This model aims to provide a balanced approach supporting consistent, equitable, and developmentally appropriate access to digital tools across all year levels.

This revised model supports quality teaching and learning while addressing financial, practical, and developmental considerations for our students and their families. Our goal remains clear: to ensure every student can engage meaningfully and confidently with the curriculum.

Supporting future-focused learning

At Sherwood, we are committed to preparing every student for success in a digitally enabled world by creating engaging, safe, ethical and responsible digital learning opportunities.

Education Queensland are committed to supporting digital innovation in teaching and learning. In 2026, parents of students in years 3 and 4 are encouraged to purchase their own iPad as the preferred option for teaching and learning across all learning areas. For those parents who decide not to purchase their own device, school iPads will be available on a shared basis.

Feel confident that our teachers will skilfully manage the use of devices through established routines, clear expectations, and a focus on responsible, purposeful use. Technology is integrated as a tool to enhance learning, not replace it, and is used to support the Department of Education's vision for Digital Innovation in Teaching and Learning – being Digitally Connected, Digitally Capable and Digitally Learning

BYOD iPads = 1:1 ratio



Parent-purchased and app-managed; supported by onsite technical officers.

NB Parents may elect to leave their child's iPad at school; whilst this is not our preferred option, parents should contact the Office or school Principal to formalise consent via a Device Agreement




School Equity Devices (SED) = 1:2 or 1:3 ratio

Classrooms will have shared iPads to support students where families choose not to opt in to the BYOD program. These iPads remain at school



School Provided Technology (SPT)

In Years One and Two classrooms will have access to a set of iPads (six) for teaching and learning in line with the expectations of the Australian Curriculum. This will ensure that students enter Year Three prepared and ready to meet technology demands in all learning areas of the curriculum.








BYOD device requirements



We believe, in most circumstances aside from annual app purchases, that an iPad is the best digital device for students to use, taking them from Year 3 through Year 4 without further investment. In Year 5, students will be provided with a school provided laptop to use whilst at school however, they can supplement their laptop use with their iPads for specific activities as required, during this transition phase and to support inclusion and existing student access.

Please note, iPad minis, Chromebooks or other Android devices are not suitable for use. An Apple Store "apps" list is available for all year levels via the school website, and families will require an Apple account to purchase the required apps to complement the free apps available from Apple.

Device requirements:

-  Full sized iPad, Gen 10 (64 GB) or 11" (128 GB)
-  Wi-Fi model (no cellular enabled devices)
-  A robust iPad cover to minimise the risk of damage
-  A carry bag with strap to assist with safe transport
-  Over-the-head style corded headphones (to stay at school)

Optional accessories

-  A rubber-tipped stylus or Apple Pen
-  A portable keyboard (recommended to develop typing skills)
NB a separate keyboard is preferable as keyboards built into iPad covers tend to break easily



Purchasing a device

If you have chosen to BYOD, below is a purchasing support suggestion. Please note, you may purchase your device through whichever supplier suits you best, as long as it aligns with the above specifications.



Better learning is just a click away

JB Hi-Fi Education's Bring Your Own Device (BYOD) program is the easy way to purchase education-specific laptops, tablets and accessories that are designed for the rigours of student life.

- Access to a dedicated purchasing portal with products specifically approved by your university.
- Buy now pay later options available.
- Extended warranty and insurance options.



**Scan here to access
the BYOD portal**

**JB
Hi-Fi Education**

Follow the step-by-step guide:

- Step 1** Go to: <https://byod.jbhifi.education> or scan the QR code at the left of the page.
- Step 2** Enter your school code: **SherwoodSSBYOD25**
- Step 3** Once logged in, select a student program.
- Step 4** Follow the prompts to choose your device and accessories, as well as optional extended warranty and insurance.
- Step 5** Enter your personal details.
- Step 6** Choose your preferred delivery method: at home or [pick up](#) in a JB Hi-Fi store.
- Step 7** Select a payment method and complete your order.
- Step 8** If you have any questions, contact us at <https://byod.jbhifi.education> or 1300 746 752 (Option 6).

School Equity Devices

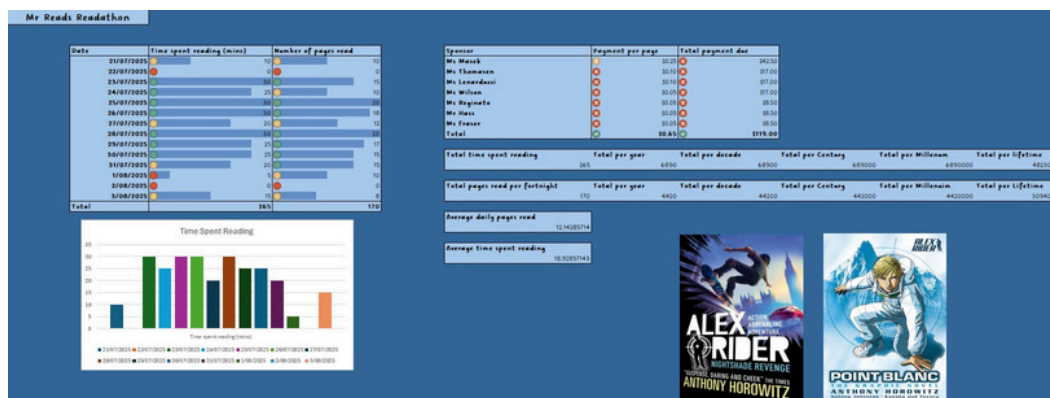
Children who do not have BYOD devices will access a shared pod of iPads available for class use during the school year. For this option you will not need to sign an agreement. Dependant on the number of available devices in your child's class, it is likely that these devices will be utilised in a 1:2 or 1:3 ratio.



School Laptop Program

Laptop computers will be introduced in Year Five to be used alongside students' existing iPads. There will be 28 devices shared across two classrooms to ensure equal access, timetabled by teachers to maximise their efficient use across all curriculum areas.

This program is designed to ensure that students have the necessary exposure to a range of software programs used in high school, such as the Microsoft suite of applications (including Word, Excel, PowerPoint, Outlook, etc.), and to reinforce (in Year 6) skills learnt in Year 5.



Device rules in classrooms



At Sherwood, iPads are just one of a number of learning tools used in our classrooms. Having these devices is a special privilege, and they should only be used for educational purposes as instructed by the teacher. Below are some important rules to follow so every student in class can be cyber-safe and cyber-smart. Any student who does not follow the below rules may have their iPad immediately removed by the teacher. The device will be returned after a specified period of time, as deemed appropriate by the teacher and, in serious cases, the student's parents/guardians.

What we use iPads for at school

- To enhance classwork as instructed by the teacher.
- To assist in adjusting for individual students' learning capabilities.
- To assist in supervised research for a class project.
- To assist in creating text, artwork, audio and visual material for class work and learning.
- To access approved online references e.g. dictionaries.

How we keep devices safe at school

- iPad must remain in a protective case at all times and should be carried into school within a suitable carry bag.
- On arrival at school each morning, school bags containing iPads should be stored in the supervised area of the Quadrangle.
- If iPads are being transported, they should be carried in their case by a shoulder strap OR carried firmly against the student's chest using two hands - walking, never running.
- Screen protectors are mandatory, and students should never lean on or put pressure on screens.
- Teachers will take due care, but any accidents or breakages to a student's iPad during school time will be reported to parents/guardians, who are responsible for repairs.
- Students are not to leave iPads unattended on the ground - they must always be inside their bag or in a designated storage place.
- The school permits teachers to perform checks to monitor content downloaded or what is being viewed on a student's iPad during school time, using Apple Classroom (i.e. websites visited; game apps used; time spent on the device).
- Healthy device use will include regular eye breaks (no more than 20 minutes of iPad time in a single session without an eye break), and reinforcement of good posture and use of devices predominately at desks using an ergonomically designed stand.



Rules for students bringing their own device (BYOD)

- iPads must come to school every day charged and powered off within their carry case
- All apps and iOS updates are installed and must be checked regularly for updates throughout the year (updates should only be completed at home)
- Each student's iPad must be clearly labelled, and have their current photo saved as the lock-screen wallpaper to assist with identification
- No cellular devices are allowed to be activated during school hours - all devices should only be connected to Education Queensland's Managed Internet Service which is a network that is secured behind a firewall
- All tabs should be closed on the web browser before coming to school
- All home apps should be saved in a separate folder on the homepage and should not be accessed at school - notifications, etc. must be turned off
- We recommend 'Find my phone' be activated and linked to a parent's device
- We also expect that School Focus should be set up on iPads

Rules for all Sherwood students

- No sharing of devices, unless specifically directed by the teacher (ie. for group activities)
- No sharing of student usernames or passwords
- No messaging or emailing between home and school during school hours
- No contacting other students during school hours
- No social media of any kind is permitted on school grounds NB access to social media apps for children under 16 will be restricted by the Federal Government from 10.12.2025
- No taking photos or videos of other students unless specifically teacher-directed
- No use of iPads before/after school or during lunch breaks without teacher's permission or parent's presence
- Screens down when the teacher is giving instructions or speaking to the class
- No use of AirDrop to share content of any kind unless specifically directed by the teacher
- No use of 'free' internet searching (or Googling) without a teacher present
- No accessing non-school approved apps at school (ie. no games such as Minecraft, Roblox, etc.) unless directed by a teacher
- No food or drinks to be around iPads at any time
- No use of game apps while at school

Most importantly, at Sherwood we have a zero-tolerance for bullying, and as such cyber-bullying in any form will not be tolerated by the school. iPads or laptops should never be used to make fun of, intimidate, or upset another student. If a student is found to be bullying another student using a device inappropriately the school will take serious action, in consultation with parents, which may include loss of privilege of the device for a specified period of time.

A student-friendly version of these classroom rules will be provided in all classrooms, and teachers will regularly refer back to these expectations, particularly as students settle in at the beginning of the year and at the start of each term.



Responsible technology use

At Sherwood, we are a community of learners who respect and protect ourselves and each other when using technology. In order to ensure responsible technology use in the classroom, the following expectations will be shared in all classrooms for students and teachers to refer to. It might also be a good opportunity to create your own 'home rules' in consultation with your child.

*When I enter the classroom each day,
I am a prepared and enthusiastic learner.*

- 1 I will come to school with my iPad fully charged, powered off, and safely stored in its case (if bringing my own device)
- 2 I will only use my iPad during class time when instructed by my teacher
- 3 If leaving the classroom, I will carry my iPad around in a case with the strap across my shoulder OR hold it to my chest with two hands
- 4 I will always listen to instructions from my teacher (which means screens down) and only use 'school apps' or Safari when told to do so
- 5 I will not take photos or videos of another student unless my teacher has asked me to
- 6 I will not message another student or my family using an iPad (this also means no AirDrop between students)
- 7 I will always be kind to my classmates, and never use my iPad to upset someone else, because I am a good friend!

Onboarding Check List

In preparation for the new school year, we encourage all BYOD families to use the following checklist to ensure their child's iPad is best set up for safe classroom use:

- ☐ Create an Apple ID and password if you don't already have one
- ☐ Setup Family Sharing (if desired)
- ☐ Add a passcode to your child's iPad
- ☐ Turn on 'Ask to buy' which requires parental consent to download apps
- ☐ Set up 'Find my' on the iPad, to help locate a missing device
- ☐ Consider setting up Screen Time monitoring, and School Focus
- ☐ Download the required apps (as per the supplied apps list)
- ☐ Download the latest IOS update whilst at home (if required)
- ☐ Check storage space and if required, delete unnecessary content (personal game files should be backed up or stored in the cloud)
- ☐ Delete unused apps (but leaving all standard apps which come with the iPad i.e., Pages, Keynote, Numbers, Files, Freeform, etc.) and create a folder for 'home apps'
- ☐ Give the iPad a name for the teacher to help identify during class time (i.e. first name, surname initial and 2026 class)
- ☐ Change the locked screen wallpaper of the iPad to a recent head and shoulders photo of your child (for easy identification)
- ☐ Physically label the iPad, accessories, and case
- ☐ Discuss the rules and expectations about iPad use both at school and at home
- ☐ Ensure the iPad is fully charged for the first day (chargers must remain at home)

